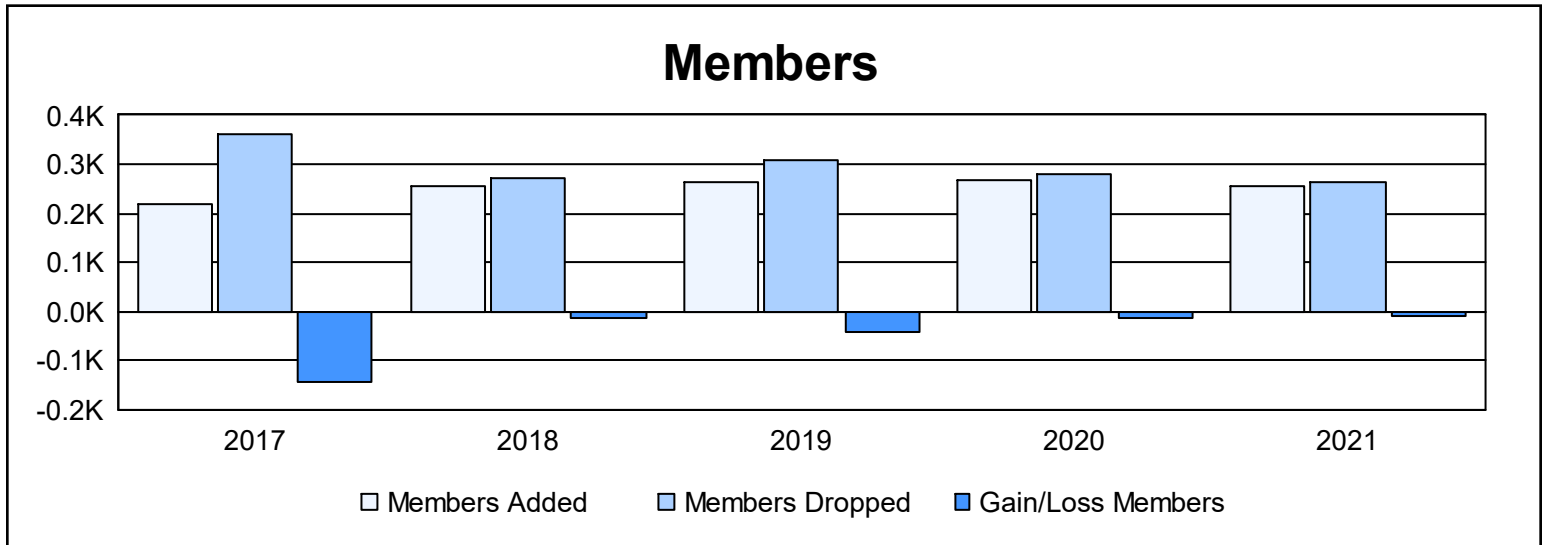
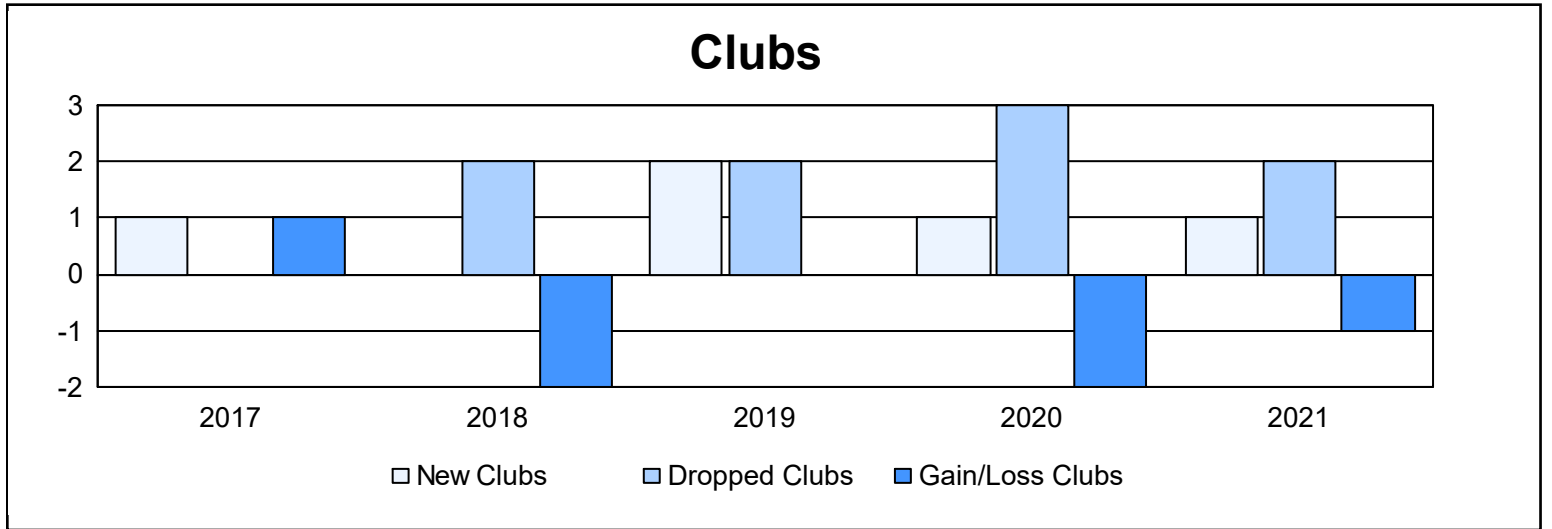
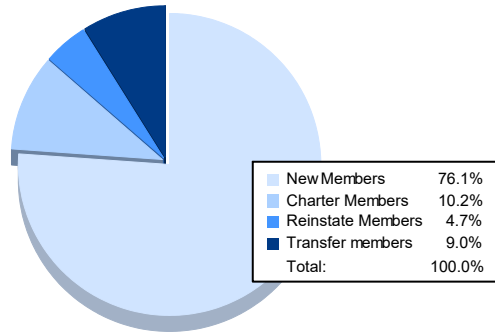


Year	New Clubs	Dropped Clubs	Gain/ Loss Clubs	New Members	Charter Members	Reinstate Members	Transfer Members	Total Member Added	Total Members Dropped	Gain/ Loss Members
2016-2017	1	0	1	164	29	18	8	219	361	-142
2017-2018	0	2	-2	224	0	11	22	257	272	-15
2018-2019	2	2	0	182	52	7	24	265	307	-42
2019-2020	1	3	-2	206	25	13	23	267	280	-13
2020-2021	1	2	-1	194	26	12	23	255	263	-8
<b>Average</b>	<b>1</b>	<b>2</b>	<b>-1</b>	<b>194</b>	<b>26</b>	<b>12</b>	<b>20</b>	<b>253</b>	<b>297</b>	<b>-44</b>



### Membership Composition June 2021 Cumulative



### Gender Composition June 2021 Cumulative

